REV.	DESCRIPTION OF REVISIONS	APPR.	DRAW.	RELEASE	DATE
X1					
X2					

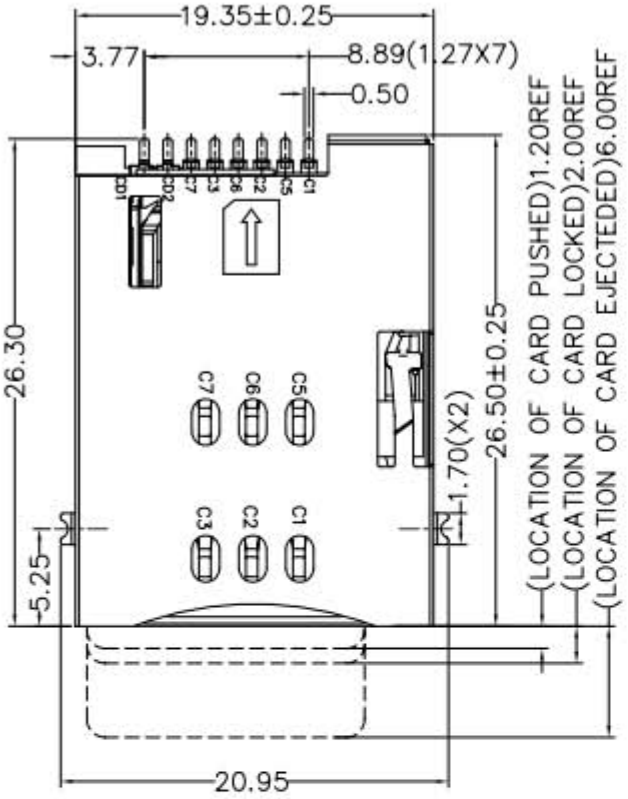

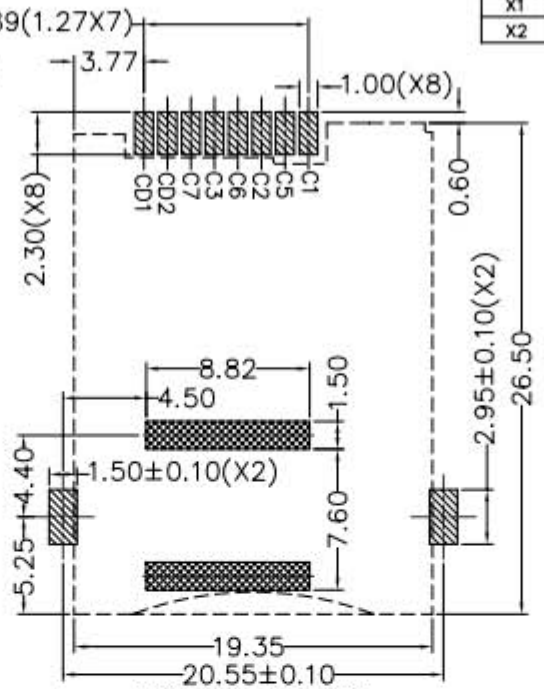

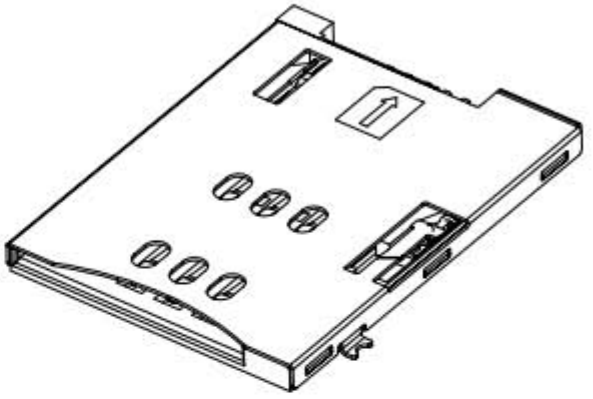

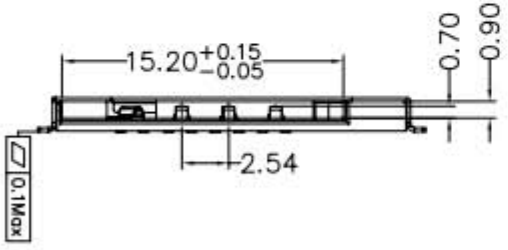

ELECTRIC FUNCTION	DETECT SWITCH
WITHOUT CARD	OPEN
CARD INSERTED	CLOSED

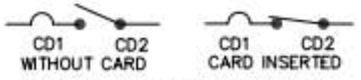

SWITCH OPERATION DIAGRAM

TECHNICAL CHARACTERISTICS

1.General Characteristics

Dimensions: 26.50LX19.35WX1.80H mm

Weight: Approx 1.50±0.1g

Durability: 5,000 cycles min.

2.Electrical Characteristics

Contact resistance: 50mΩ typical,100mΩ max

Insulation resistance: >1000MΩ/500V DC

3.Solderability

IR reflow: 260℃,10sec.Max

Manual soldering: 370℃,3sec.Max

4.Environmental Characteristics

Operating temperature: −40℃~+85℃

Operating humidity: 10%~+95%RH

ITEM	PART NAME	Q'TY	MATERIAL	FINISH
1	HOUSING	1	Hi−temp Thermoplastic	Black UL94V−0
2	DATA CONTACT	6	Copper Alloy	Contact area Au plated, Tin plating on solder tails.
3	SHELL	1	Stainless Steel	SMT area:Au plated
4	COIL SPRING	1	SWP	
5	HEART CAM	1	Hi−temp Thermoplastic	Black UL94V−0
6	CAM PIN	1	Stainless Steel	
7	SWITCH CONTACT 1	1	Copper Alloy	Contact&solder area:Au plated
8	SWITCH CONTACT 2	1	Copper Alloy	Contact&solder area:Au plated

Unless otherwise specified, other tolerance are:

X	±0.35	X°	±5°
X.X	±0.25	X.X°	±4°
X.XX	±0.15	X.XX°	±3°
X.XXX	±0.10	X.XXX°	±2°

PROJ. | UNIT mm | SCALE 1:1

CUSTOMER DRAWING

NAME: **SIM Card Connector**

MODEL NO:

TYPE: **H1.80 mm without post**

DRAWN: Henry Jul.08.2016

CHECKED:

APPROVAL:

DWG NO.: DWG− C750−002

SHEET 1/1

REVISION X2